

Raul Yzaguirre Schools for Success Board Goals Reporting: 2020-2021

September 2021



2020-2021 Board Goals

Goal 1: Early Childhood Literacy

- The percent of 3rd grade students that score Meets Grade Level or above on STAAR Reading will increase from 38% to 46% by June 2024.

Goal 2: Early Childhood Mathematics

- The percent of 3rd grade students that score Meets Grade Level or above on STAAR Math will increase from 59% to 67% by June 2024.

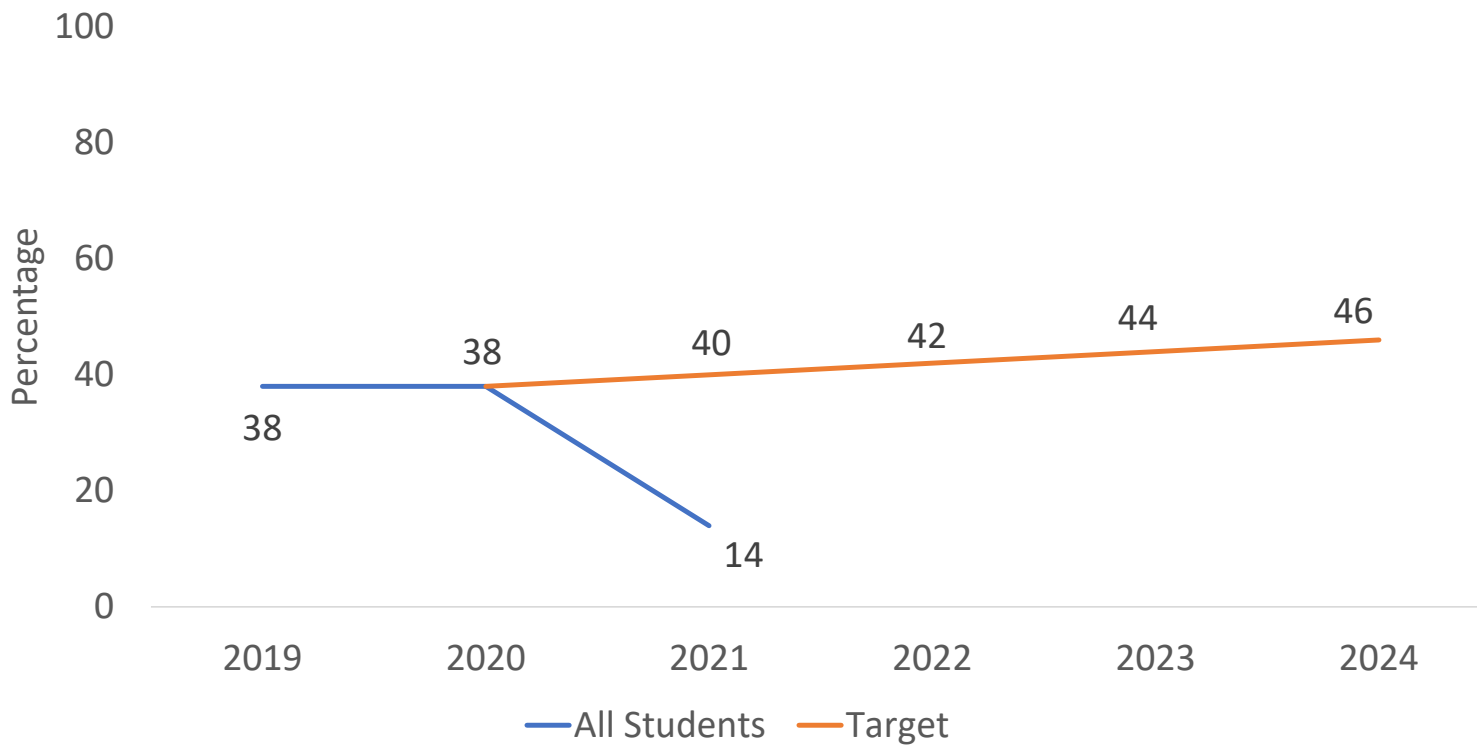
Goal 3: College, Career, and Military Readiness

- The percent of graduates that meet College, Career and Military (CCMR) criteria will increase from 68% to 75% by July 2024.



Goal 1: Early Childhood Literacy

Grade 3 STAAR Reading at the Meets Grade Level Standard or Above

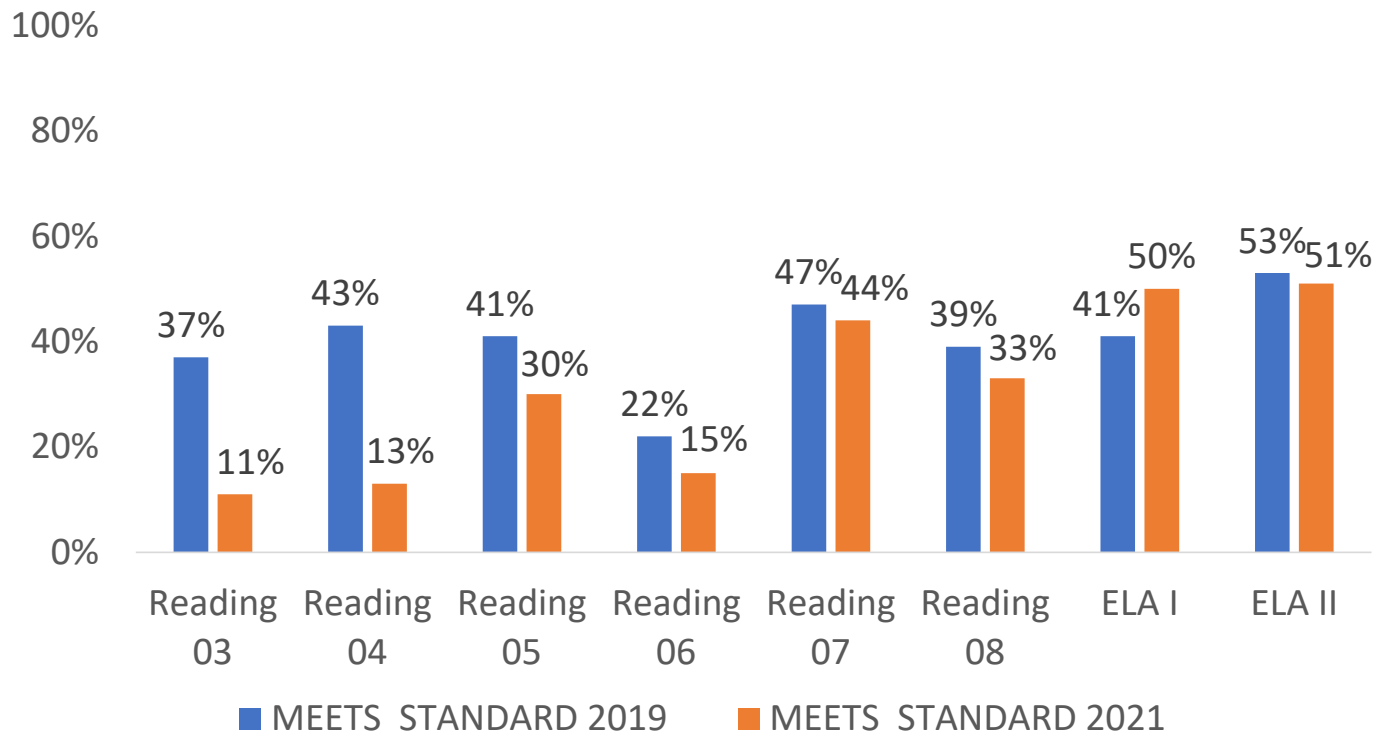


- Percentage shown reflects accountability rate for Grade 3 reading on all test versions.
- 2021 STAAR performance was significantly impacted by COVID 19 and virtual instruction.
- 2021 Did Not Meet Target.
- 2022 targets will be readjusted to reflect reasonable goals based on current performance.



Goal 1: Supporting Data

STAAR Reading/English Language Arts Meets Grade Level Standard

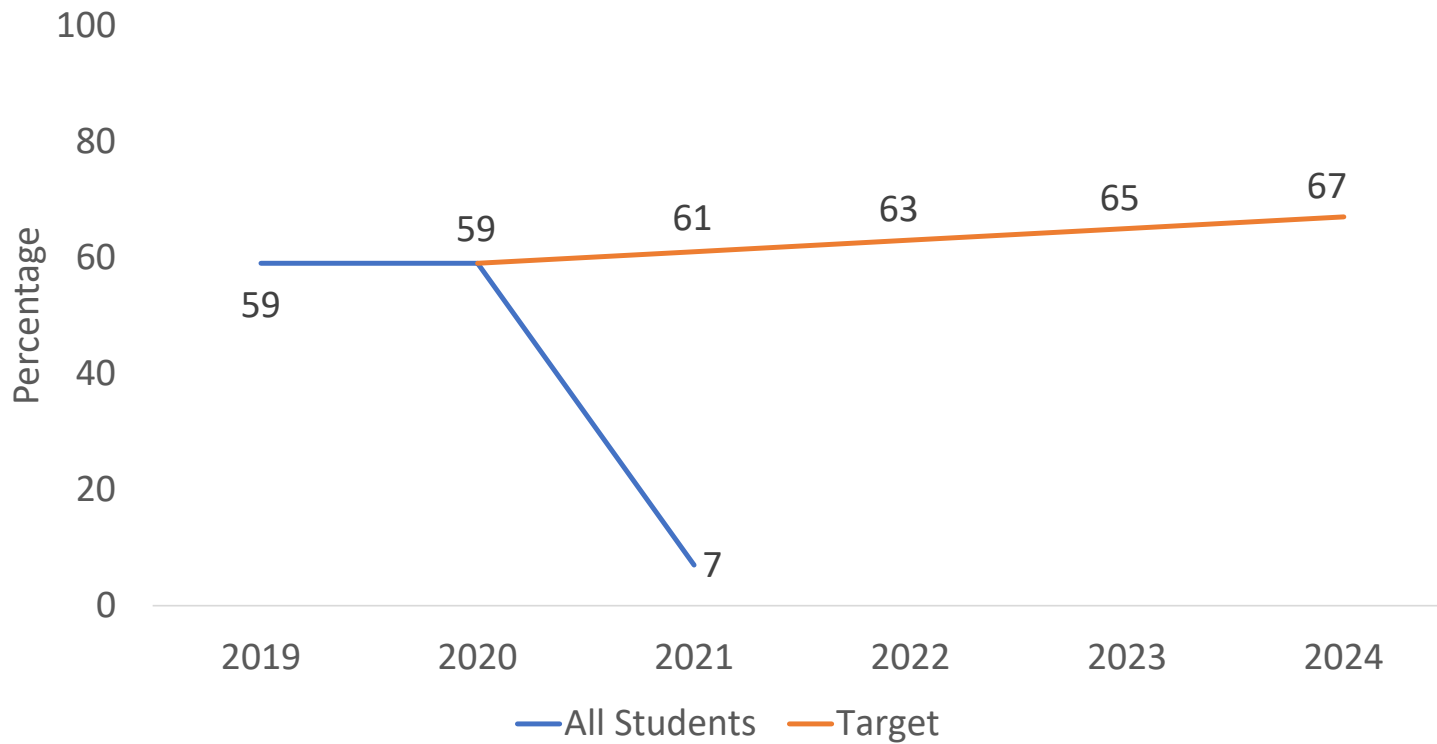


- Percentages shown reflect all students tested on the STAAR English assessment.
- Reading performance in grades 3 and 4 were impacted more from COVID (and virtual instruction) than higher grades.
- English I performance at the Meets Grade Level Standard increased from 2019 to 2021.



Goal 2: Early Childhood Mathematics

Grade 3 STAAR Math at the Meets Grade Level Standard or Above

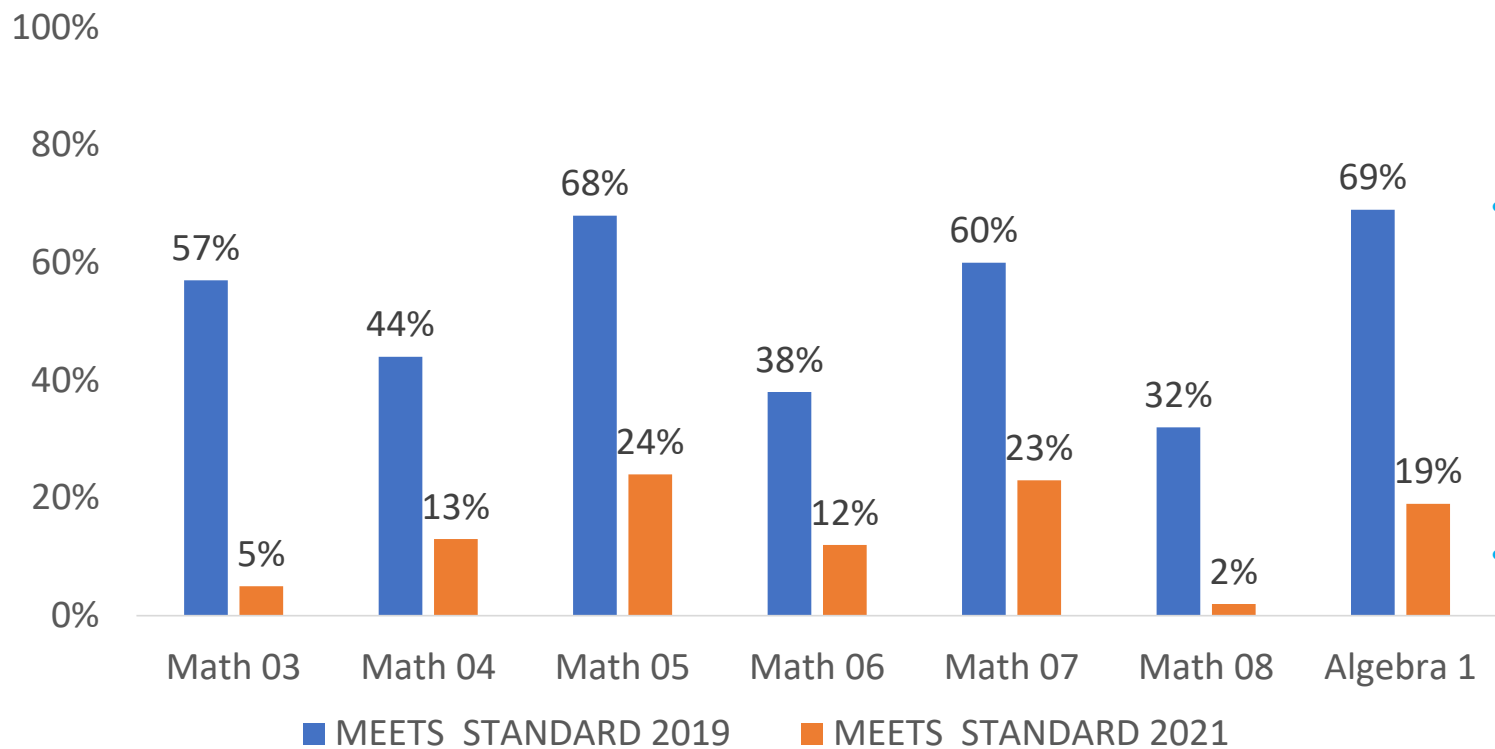


- Percentage shown reflects accountability rate for Grade 3 math on all test versions.
- 2021 STAAR performance was significantly impacted by COVID 19 and virtual instruction.
- 2021 Did Not Meet Target.
- 2022 targets will be readjusted to reflect reasonable goals based on current performance.



Goal 2: Supporting Data

STAAR Mathematics/Algebra I Meets Grade Level Standard

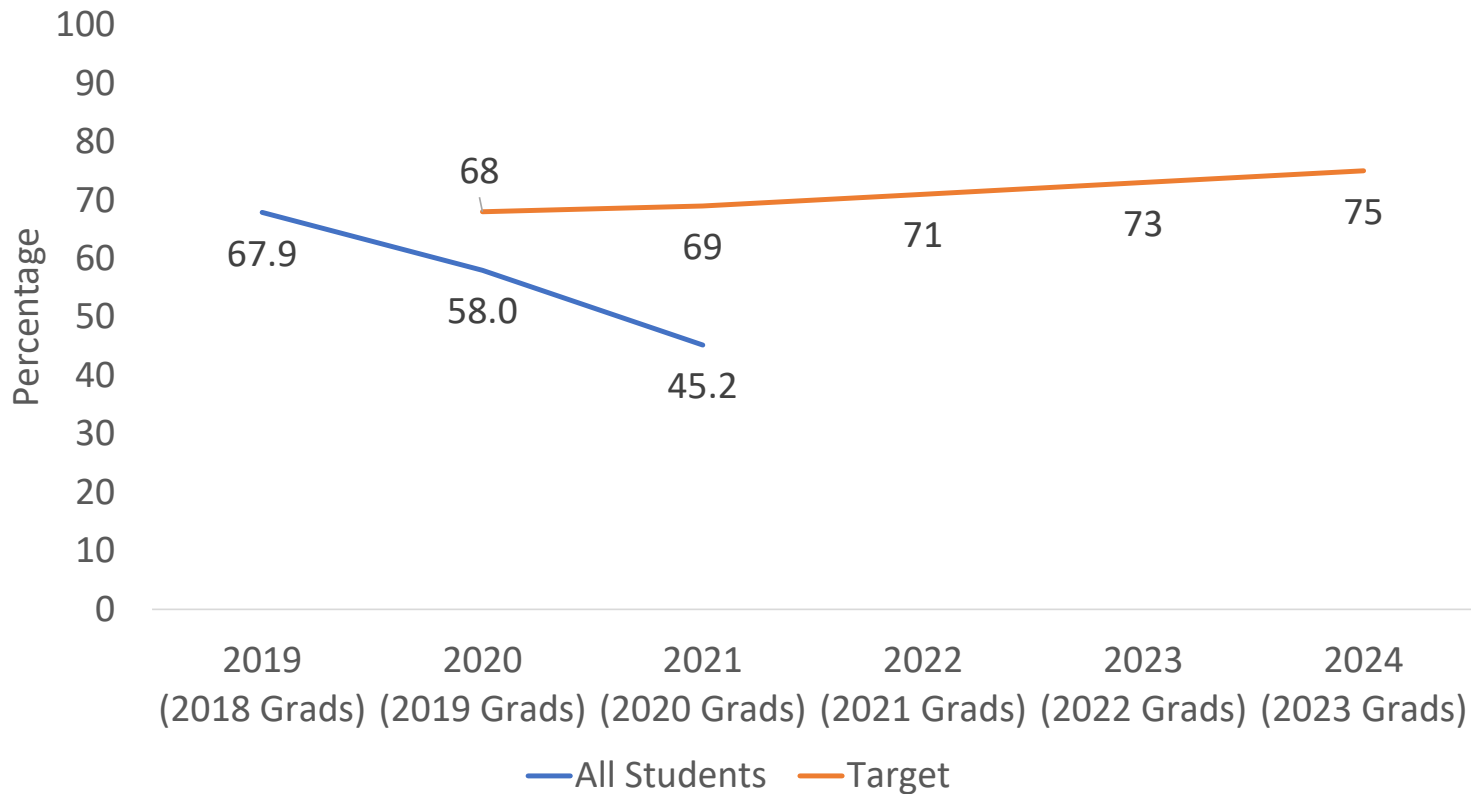


- Percentages shown reflect all students tested on the STAAR English assessment.
- Math performance in grades 3, 5, and Algebra I were impacted more from COVID (and virtual instruction) than other grades.
- In 2019, math performance exceeded reading performance. In 2021, the reverse was true.



Goal 3: College, Career, and Military Readiness

College, Career, Military Readiness

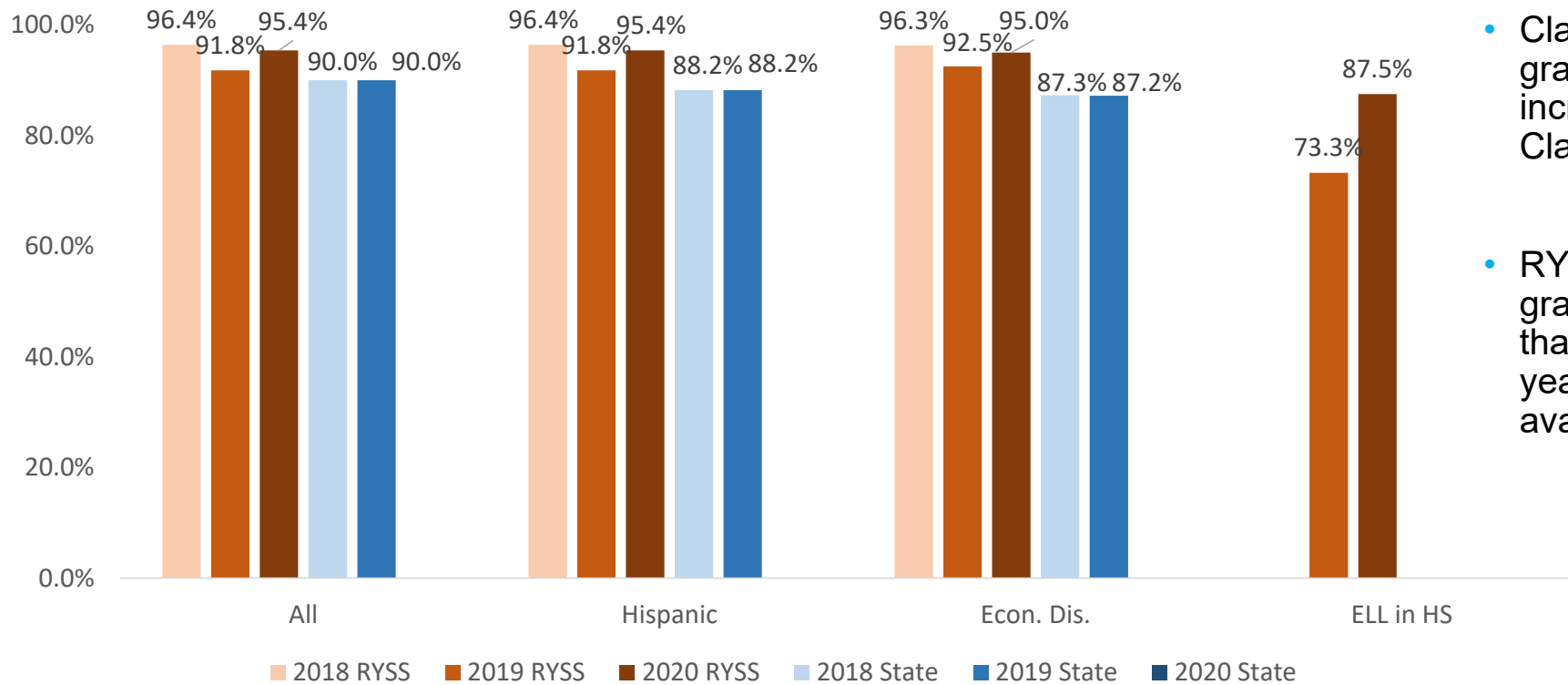


- Percentages for 2018 and 2019 graduates include points for CTE course completion.
- The rate for 2020 graduates excludes the extra points due to a change in state calculations.
- 2021 data for the 2020 graduates Did Not Meet Target.
- 2022 targets will be readjusted to reflect the change in state calculations.



RYSS Goal 3: Supporting Data Percentage of Students Graduating within Four Years

Four-Year Longitudinal Graduation Rate for State Accountability



- Class of 2020 graduation rates increased over Class of 2019.
- RYSS has higher graduation rates than the state for years with available data.



2020-2021 Board Goals Summary

Goal	Measure	Score	Target	Evaluation
Goal 1	Early Childhood Literacy (Grade 3 Reading)	14	40	Did Not Meet
GPM 1.1	Kindergarten TxKEA Reading	46	--	Baseline
GPM 1.2	Grade 1 TPRI/Tejas LEE	48	69	Did Not Meet
GPM 1.3	Grade 2 TPRI/Tejas LEE	57	81	Did Not Meet
Goal 2	Early Childhood Mathematics (Grade 3 Math)	7	61	Did Not Meet
GPM 2.1	Grade 1 Renaissance 360 Math	6	57	Did Not Meet
GPM 2.2	Grade 2 Renaissance 360 Math	10	45	Did Not Meet
Goal 3	College, Career, and Military Readiness	45	69	Did Not Meet
GPM 3.1	CCMR-Advanced Placement Exams	30.4	32	Did Not Meet
GPM 3.2	CCMR-Dual Credit	19.6	17	Met
GPM 3.3	CCMR-CTE Coherent Sequence	48.2	23	Met

Note: All targets were set in fall 2020 prior to understanding the impact of the COVID 19 pandemic on student outcomes.

